







YEAR 2 SCIENCE – Material (Investigation)

Tier 3 Vocabulary	Knowledge Facts	Curriculum Books & Recommended Reads
Materials –What is used to make something, e.g plastic, wood, glass.	Materials that do not absorb water and keep water out are waterproof.	 
Properties – It is the way an object is, e.g hard, soft.	Materials can be made waterproof by adding different coverings.	
Waterproof – something that keeps water out.	To be able to predict what may happen, give reasons and plan a simple experiment.	
	Know that tests need to be fair – same amount of water, time.	
Resistant – to keep away and not be affected by.	Be able to interpret my own data.	 
Absorb – to take in or soak up.	<p>National Curriculum End Points</p> <p>I can identify and compare the suitability of a variety of everyday materials, including wood, metal, plastic, glass, brick, rock, paper and cardboard for different uses.</p> <p>I can ask simple questions and recognise that they can be answered in different ways.</p> <p>I can observe closely, using simple equipment.</p> <p>I can perform simple tests.</p> <p>I can identify and classify.</p> <p>I can use observations and ideas to suggest answers to questions, gathering and recording data to help in answering questions.</p>	 
Covering – something that is placed over/ on top.		
Sort – to separate and arrange things into the same kind.		
Appropriate - suitable or right for a particular situation.		